

HEATING AND COOLING REBATES AHRI RESOURCE

The AHRI Certified Reference Number (or AHRI Number) is a unique number assigned to equipment by the Air-Conditioning, Heating, and Refrigeration Institute (AHRI). AHRI tests the performance of equipment and assigns a unique identifying number to equipment combinations, which can then be used to look up performance information for that equipment. AHRI is used to verify the efficiency rating for central air conditioners, air source heat pumps, ductless mini-split heat pumps and geothermal heat pumps.

ComEd customers: please work with your Energy Efficiency Service Provider to look up the AHRI number and certificate for your rebate application. The following information was put together for contractors to navigate the AHRI website.

1. AHRI NUMBER FOR REBATES

The AHRI number allows ComEd to verify the actual energy efficiency rating for the combination of the installed indoor and outdoor equipment. By providing this number, ComEd can verify that the equipment performs at the highest efficiency standards, provides homeowners with savings on their energy bills, and meets the minimum requirements to receive rebates available from ComEd.

2. BEFORE INSTALLATION OF EQUIPMENT

ComEd encourages you to look up equipment information using the AHRI number before installation takes place if interested in qualifying for a rebate. This way, you can choose qualifying equipment with confidence for your customer.

We also strongly recommend providing your customer with a copy of the AHRI certificate, or including the AHRI number on your installation invoice or the rebate application form. By doing so, you can avoid follow-up questions from customers who are completing a rebate application, and make the rebate process faster and easier for everyone – including yourself!

3. HOW TO GET AN AHRI NUMBER WITH EQUIPMENT MODEL NUMBERS

Option A – Contact your distributor

The fastest and easiest way to obtain an AHRI number for your equipment is to go straight to your distributor and request it. Most distributors keep a list of AHRI numbers for the equipment in their inventory, and requesting this number will save you the trouble of looking up these numbers manually. Ask for the AHRI number that includes the model number of the furnace you are installing, if the whole combination has been rated, to make sure you have the most accurate rating that will be used by ComEd to determine the amount of the rebate.

You may save yourself time by requesting a full list of AHRI numbers from your distributor for the HVAC products you carry. Keep this list handy for future installations and ComEd rebate applications.

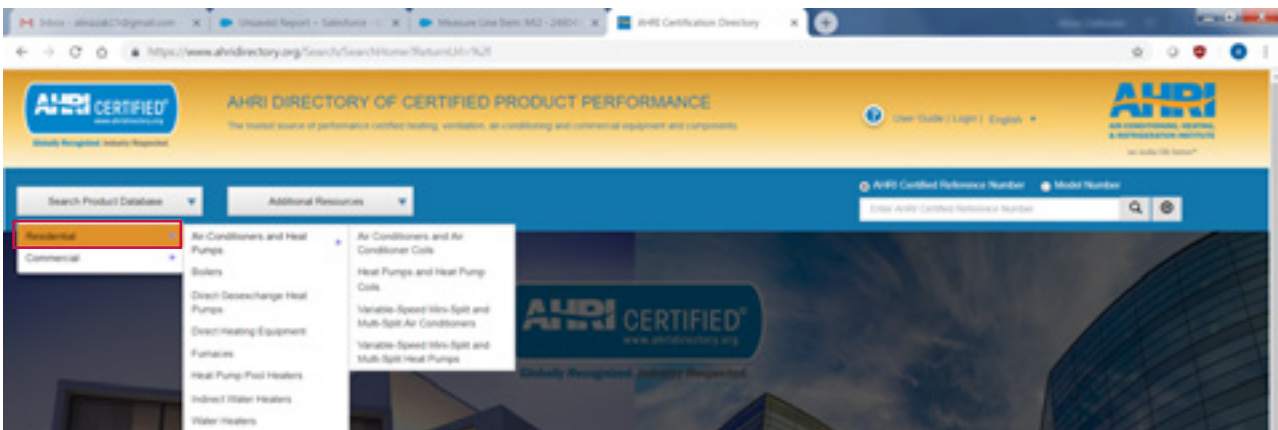
HEATING AND COOLING REBATES AHRI RESOURCE

Option B – Look up the AHRI number online

You may also look up an AHRI number manually using a variation of the method above on the AHRI website. This involves a bit more effort than Option A, but can be useful if you're unable to get the information you need from your distributor or the manufacturer. The example below uses central air conditioners; for other equipment, select the appropriate category in Step 1.

Step 1.

Visit **AHRIdirectory.org** and under the Residential section, click “Air Conditioners and Air Conditioner Coils.”



Step 2.

Enter information on the indoor (evaporator coil) and outdoor (condenser) equipment into the appropriate fields and click the “Search” button.

(**Note:** Don't forget to enter the security code above the “Search” button, if prompted.)



HEATING AND COOLING REBATES AHRI RESOURCE

Step 3.

Locate the result that matches the equipment you are using. Download a copy of the AHRI certificate, available by double-clicking the line item in the search results, or copy down the AHRI number for the matched equipment after you have verified that it meets the minimum 15 SEER rating.

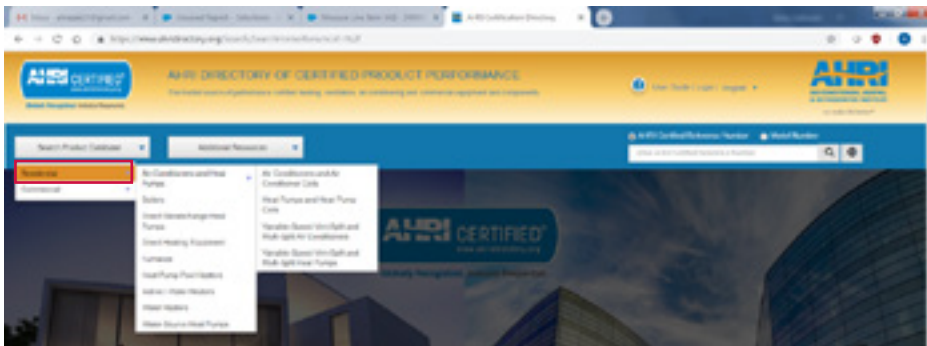


4. LOOK UP EQUIPMENT BY AHRI NUMBER

Follow the steps below to verify that each system you install meets the minimum required SEER rating for the rebate; for example, using 15 SEER when looking up air conditioners.

Step 1.

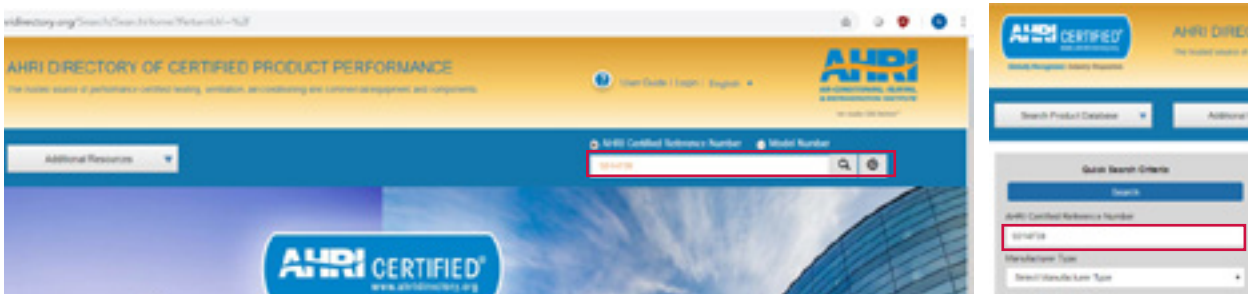
Visit AHRIdirectory.org and under the Residential section, click “Air Conditioners and Air Conditioner Coils.”



Step 2.

Enter your AHRI Certified Reference Number in the appropriate field at the upper right of the search page. Click the “Search” button at the lower right.

(Note: Don’t forget to enter the security code above the “Search” button, if prompted.)



HEATING AND COOLING REBATES AHRI RESOURCE

Step 3.

On the results page, there will be a column labeled “SEER.” Below that you will see the SEER rating for the air conditioning equipment referenced by the AHRI number you provided. Condenser and evaporator coil combinations with a SEER of 15 or higher are eligible for ComEd Heating and Cooling rebates.

AHRI Certified Reference Number	Manufacturer	Model	Series	Brand	Model Number (Condenser or Single Package)	Model Number (Evaporator and/or Coil)	Model Number	Cooling Capacity (BTU/hr)	SEER	SEER2	Indoor Fan Load (W)	Indoor Cooling Intermittent Air Volume Rate (ft ³ /min)	Indoor Cooling Intermittent Air Volume Rate (ft ³ /min)	Designated Product Combination	Sub-Set	Region	Estimated National Average Operating Cooling Cost (\$)
43300	Active	Series	Model A-1	Model Name	14ACR04-00P	000-000-000	000000000000	4000	15.00	16.00	1400			No	USA	All	\$10

OTHER USEFUL TIPS

- To open the AHRI certificate, click on the blue AHRI Certified Reference Number and download it.
- You do not need to complete all of the search fields to look up your equipment. Focus your attention on the manufacturer and/or model information, and use the more detailed fields if you need to narrow down the number of results.
- If your search is not returning a result, you may try a less specific search. For example, entering a full model number will only return a result if it is an exact match (including formatting characters like hyphens). Entering only the first few letters of a product model number will return a larger list of results for all pieces of equipment starting with those letters.
- If your equipment is listed as “discontinued” it will still qualify for a rebate as long as the system has a qualifying SEER and meets all other rebate requirements. Please note: Discontinued equipment may be removed from the AHRI database 12 months after it is no longer manufactured, in which case you can request the AHRI certificate by filling out the ‘Contact Us’ form at AHRIdirectory.org/support.
- Equipment that is listed as “obsolete” is not eligible for rebates.
- Additional guidance on using the AHRI Directory can be found at: AHRIdirectory.org/AHRIdirectory/pages/techassistance.aspx