






# CHATBOT HOW-TO GUIDE

Want to report an outage using your smart home device? Simply download the ComEd skill and get started! Below are the steps to download the ComEd skills to your device.

## Google Home

1. Open the Google Home App .
2. In the top left corner of the Home screen, tap **Menu**  and install the Google Assistant if you have not already.
3. Verify that the Google Account that is listed is the Google Account you linked to Google Home. To switch accounts, tap the triangle to the right of the account name.
4. Tap **Explore** .
5. Search for the “**ComEd**” action.
6. Go to **Menu**  > **Explore**  and tap the app’s card. Read the additional unique commands and a sample list of things to ask the app.

## Amazon Alexa

1. Open the Alexa app, go to the menu, and select **Skills**. Or, go to the Alexa Skills store on the Amazon website.
2. Search for the “**ComEd**” skill
3. Select the skill and open the skill detail page. Then select the **Enable Skill** option. After you enable a skill, you can use the instructions mentioned on the skill’s detail page for examples of things to say, and to learn more. If you need help with a skill, you can say, “**ComEd help.**”