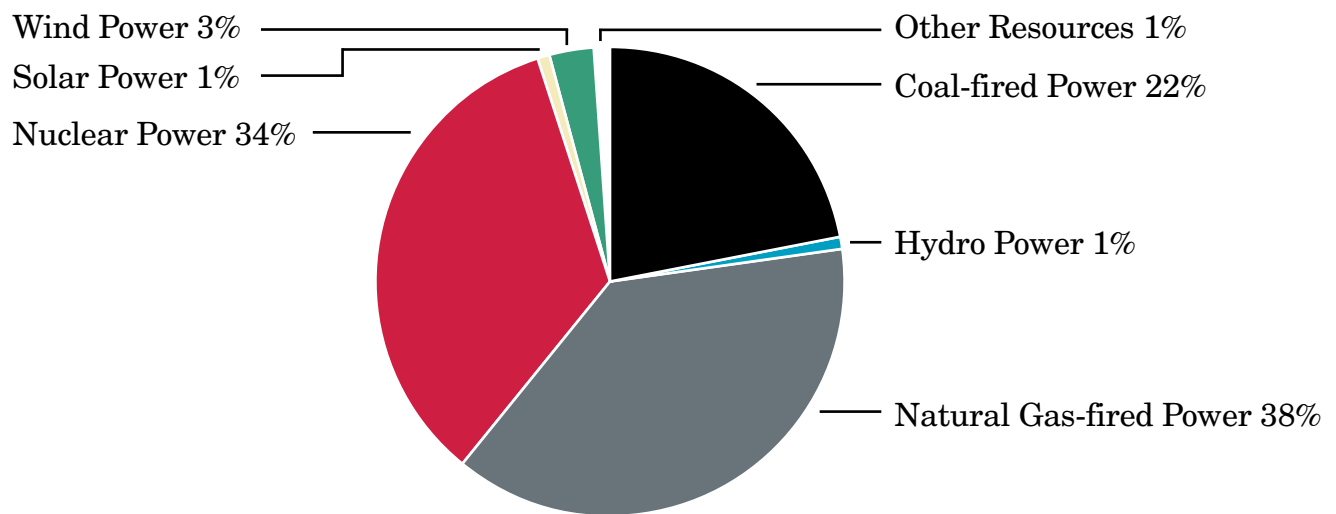


# ENVIRONMENTAL DISCLOSURE REPORT

The disclosure of this information is required under Section 16-127 of the Electric Service Customer Choice and Rate Relief Law of 1997 and the rules of the Illinois Commerce Commission, 83 III Admn. Code 421. The information in this statement shows the breakdown of the different sources of electricity supplied to ComEd customers who have not chosen another retail electric supplier, the estimated amounts of emissions and nuclear waste produced, the Renewable Energy Credits (RECs) received as a percentage of eligible retail sales and Zero Emission Credits (ZECs) received as a percentage of total retail sales, for the period noted.

## Sources of Electricity for the 12 months ending June 30, 2021

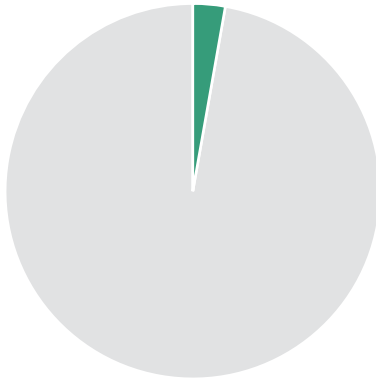


Sources <sup>1</sup> of Electricity Supplied for the 12 Months Ending June 30, 2021	% of Total
<b>BIOMASS POWER</b>	<b>0%</b>
<b>COAL-FIRED POWER</b>	<b>22%</b>
<b>HYDRO POWER</b>	<b>1%</b>
<b>NATURAL GAS-FIRED POWER</b>	<b>38%</b>
<b>NUCLEAR POWER</b>	<b>34%</b>
<b>OIL-FIRED POWER</b>	<b>0%</b>
<b>SOLAR POWER</b>	<b>1%</b>
<b>WIND POWER</b>	<b>3%</b>
<b>OTHER RESOURCES</b>	<b>1%</b>
<b>UNKNOWN RESOURCES PURCHASED FROM OTHER COMPANIES</b>	<b>0%</b>
<b>TOTAL</b>	<b>100%</b>

Average Amounts of Emissions <sup>1</sup> and Amount of Nuclear Waste <sup>2</sup> per 1000 kilowatt-hours (kWh) Produced from Known Sources for the 12 Months Ending June 30, 2021	
<b>CARBON DIOXIDE</b>	<b>842.33 LBS.</b>
<b>NITROGEN OXIDES</b>	<b>0.39 LBS.</b>
<b>SULFUR DIOXIDE</b>	<b>0.48 LBS.</b>
<b>HIGH LEVEL NUCLEAR WASTE</b>	<b>0.006 LBS.</b>
<b>LOW LEVEL NUCLEAR WASTE</b>	<b>0.0003 CUBIC FEET</b>

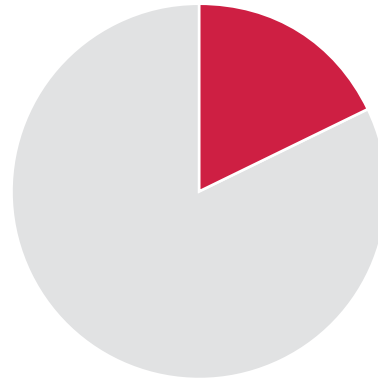
**RECs as % of Eligible Retail Sales  
for the 12 months ending June 30, 2021**

**RECs, 3%**



**ZECs as % of Total Retail Sales for the  
12 months ending June 30, 2021**

**ZECs, 18%**



1 These figures constitute the aggregation of information provided by ComEd’s wholesale energy suppliers, all of whom have indicated that their source is the “PJM system mix”. The PJM system mix data is from PJM Environmental Information Services, Inc. ([www.pjm-eis.com](http://www.pjm-eis.com)).

2 Nuclear Waste rates were calculated based on net generation and quantities of waste at the operating nuclear stations within the ComEd Zone.