

JOB CREATION CLEAN AND RELIABLE ENERGY

economic growth IN ILLINOIS

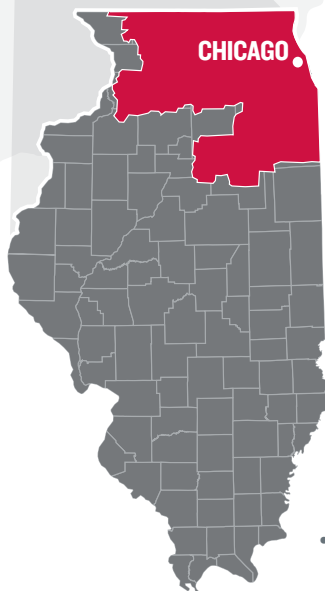


ILLINOIS' ECONOMY DEPENDS ON MODERN ENERGY INFRASTRUCTURE

ComEd's Economic Development Team is committed to stimulating economic growth in Illinois by helping to power innovation and create jobs in all communities.

Leveraging strategic partnerships with state and regional development stakeholders, ComEd has ensured customers can enjoy low power prices, industry-leading reliability performance, access to 100% renewable energy options, and an extensive portfolio of energy efficiency programs.

**MORE THAN 4M
CUSTOMERS IN
NORTHERN ILLINOIS**



70%
OF THE STATE'S
POPULATION

Illinois has an available
**WORKFORCE
OF 6.5 MILLION
people!**


FOCUS AREAS INCLUDE

- Data Centers
- Manufacturing
- Food Processing
- Distribution & Logistics
- Indoor Agriculture
- Transportation

TOP PERFORMING ELECTRIC RELIABILITY

INDUSTRY LEADING

Benchmarked with 24 peer utilities in 2020, ComEd delivered "best in class" performance for interruptions² putting ComEd at the **TOP OF THE ENTIRE UTILITY INDUSTRY** (Average 5 year ranking is also #1 among peer utilities of similar size and demographics).



RANKED 2ND LOWEST FOR OUTAGE DURATION



(Avg. outage duration in minutes)

ComEd is committed to building on the smart grid investments started in 2012 to continue delivering top decile reliability. In 2022, we plan on investing **MORE THAN \$2 BILLION** to further strengthen the resiliency of our grid. ComEd's smart grid has helped **avoid more than 16M interruptions**, resulting in \$2.7 billion in societal savings, including avoided business losses.

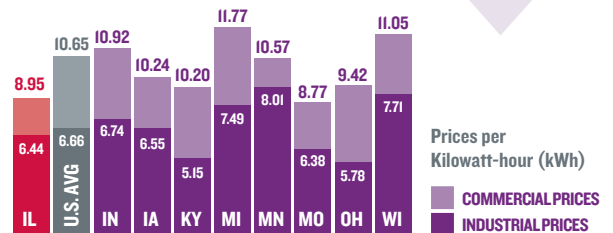
LOW AND STABLE ENERGY PRICES

ComEd.com/CustomerChoice

Illinois has the **SECOND LOWEST** increase in average electric prices in the U.S. (1997-2020)...

**AT
24%!**

Well below the
cost of inflation.



ILLINOIS' INDUSTRIAL/COMMERCIAL PRICES ARE AMONG THE LOWEST

in the Midwest and compare favorably with other key states. In fact, over the last 5 years, these prices in Illinois have decreased 2%.

Source: U.S. Energy Information Administration (EIA) Electric Power Monthly, Table 5.6.B. Average Price of Electricity to Ultimate Customers by End-Use Sector.

Average industrial rates are 32 percent lower and commercial rates are 18 percent lower than rates in the top 20 largest U.S. metropolitan areas.

Source: EEI (Edison Electric Institute)



comedSM

AN EXELON COMPANY

INVESTING IN THE FUTURE



REDUCED DEPOSITS FOR SERVICE EXTENSIONS

Customers receive **LARGE UP-FRONT CREDITS** for electric line extensions and can recoup deposits on an accelerated timeline.

ComEd is committed to supporting initiatives and technology that provide cleaner air and promote healthier communities. As part of this effort we have committed to **ELECTRIFY 30% OF OUR OWN VEHICLE FLEET** by 2025 and **50% BY 2030**. In addition, we continue to support our customers' goals to drive electric vehicle adoption.



WORKFORCE DEVELOPMENT INCREASING ACCESS TO QUALITY EMPLOYMENT

through education, training, and resources.

More info at: ComEd.com/WFD

ComEd.com/BizIncentives

BUSINESS-FOCUSED ENERGY EFFICIENCY PROGRAMS

Since the program's 2008 inception, over 126,000 business customers saved more than

\$2.2B
in electricity costs

Combined with residential customers, savings have topped

\$5.5B Since 2008

Lifetime business program energy savings is equivalent to removing

5,614,319
cars from the road

\$172M

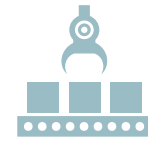
in available annual program incentives

CLEAN AND RENEWABLE ENERGY OPTIONS

ComEd.com/Solar

- Customers have access to **100% RENEWABLE OPTIONS** via competitive supply market
- Illinois plans to reach **100% CLEAN ENERGY SOURCES** by 2050
- **ILLINOIS RANKS 6TH** in installed wind capacity with 6,054MW
- ComEd provides solar **REBATES OF \$250/kW** up to 2,000kW
 - Over 18,000 customers have onsite renewable energy and nearly 1,200 are leveraging community solar facilities representing **240MW** of installed renewable capacity on the grid
- ComEd's region is a national leader in clean energy including nuclear, solar, and wind with enough clean energy generation available to meet **94% OF OUR CUSTOMERS' HOURLY CONSUMPTION** in 2021
 - By 2026, our region will have enough available clean generation to meet **99% OF OUR CUSTOMERS' CONSUMPTION**

FOCUSED SECTORS



MANUFACTURING & FOOD PROCESSING

Illinois has a skilled workforce and long history of manufacturing and food processing with more than 1,500 business customers located in our service territory.



DATA CENTERS

Chicago and Northern Illinois is ranked as the 2nd best data center market² in the world, and one of only 8 markets in the US with both sales tax incentives and no personal property tax.



DISTRIBUTION & LOGISTICS⁴

With the largest intermodal system in the U.S., largest inland port in North America, and 3rd largest interstate system, Northern Illinois is a national hub for distribution companies.



TRANSPORTATION

Increasing trends toward sustainability are driving transportation networks to consider electrification options, accentuating the asset of available clean energy and grid reliability.

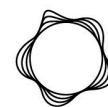


INDOOR AGRICULTURE

As an emerging sector, indoor agriculture facilities benefit from Illinois' low power prices, Energy Efficiency Programs and alternative pricing programs, such as Hourly Pricing.

Through increased reliability, competitive energy markets, energy efficiency initiatives, and a focus on infrastructure enhancement and renewable energy options, ComEd's strong energy attributes help make Illinois economically competitive.

FOR MORE INFORMATION on
ComEd's Economic Development efforts:
VISIT ComEd.com/EconDev | **EMAIL** EconDev@ComEd.com



comedSM

AN EXELON COMPANY

1 Source: EMSI & BLS, 2019
2 Source: Institute of Electrical and Electronics Engineers reliability standards 1366.
3 Source: Cushman & Wakefield's 2021 Global Data Center Market Comparison Report, 2021
4 Source: Intersect Illinois 2021
© Commonwealth Edison Company, 2022